



# PacketController Firmware Upgrade

*Version:* 7.0.2

*Updated:* Dec. 2020

**PacketController Network**

---

**Disclaimer**

THIS DOCUMENT IS PROVIDED "AS IS" WITHOUT ANY EXPRESS OR IMPLIED WARRANTY OF ANY KIND, INCLUDING WARRANTIES OF MERCHANTABILITY, NON-INFRINGEMENT OF INTELLECTUAL PROPERTY, OR FITNESS FOR ANY PARTICULAR PURPOSE. IN NO EVENT SHALL PACKETCONTROLLER NETWORKS OR ITS SUPPLIERS BE LIABLE FOR ANY DAMAGES WHATSOEVER (INCLUDING, WITHOUT LIMITATION, DAMAGES FOR LOSS OF PROFITS, BUSINESS INTERRUPTION, OR LOSS OF INFORMATION) ARISING OUT OF THE USE OF OR INABILITY TO USE THIS DOCUMENT, OR THE PRODUCTS DESCRIBED HEREIN, EVEN IF PACKETCONTROLLER NETWORKS HAS BEEN ADVISED OF THE POSSIBILITY OF SUCH DAMAGES. BECAUSE SOME JURISDICTIONS PROHIBIT THE EXCLUSION OR LIMITATION OF LIABILITY FOR CONSEQUENTIAL OR INCIDENTAL DAMAGES, THE ABOVE LIMITATION MAY NOT APPLY TO YOU. PacketController Networks and its suppliers further do not warrant the accuracy or completeness of the information, text, graphics, links or other items contained within this document, or assume liability for any incidental, indirect, special or consequential damages in connection with the furnishing, performance, or use of this document. PacketController Networks may make changes to this document, or to the products described herein, at any time without notice. PacketController Networks makes no commitment to update this document.

---

---

# Table of Contents

Overview.....4  
Backup Configuration.....4  
Install Firmware.....4

---

## Overview

This document outlines the procedures to upgrade firmware on your PacketController unit, please note you should have valid annual subscription, this service is part of annual support program (including both standard and gold support packages).

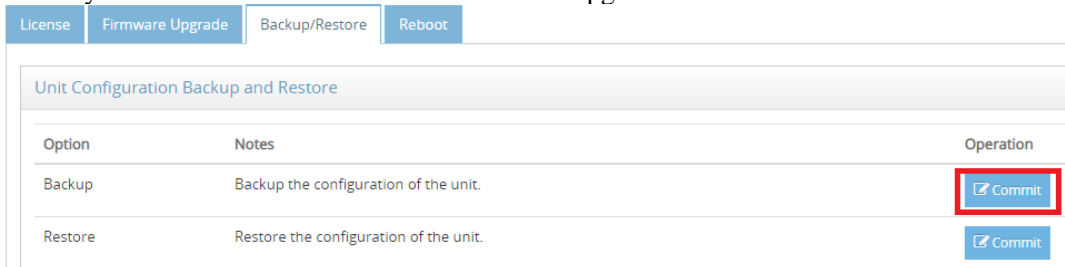
To obtain the latest firmware please contact PacketController Support.

It is recommended to install the firmware off peak time.

## Backup Configuration


We recommend taking a backup of the PacketController unit configuration which can be used if needed.

- Click System -> Maintenance and click Firmware Upgrade tab and click **Commit** Button



- In the popup window, please click **Yes** button

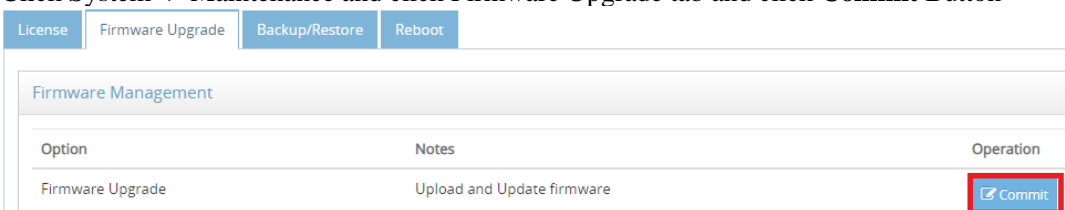
You are going to backup all the configuration on the unit, Are you sure you want to continue?



- The backup file is generated and downloaded to your desktop

## Install Firmware

- Click System -> Maintenance and click Firmware Upgrade tab and click **Commit** Button



- Click **Upload** button
-

## Firmware Upgrade



### Recommended Steps

1. Before upgrading firmware, please backup the configuration of the unit
2. Do the firmware upgrade
3. After firmware upgrade, please see the message whether to reboot the unit

Firmware File?

Upload

Drag & Drop Files

Close

Upgrade

- Upload the firmware file

## Firmware Upgrade



### Recommended Steps

1. Before upgrading firmware, please backup the configuration of the unit
2. Do the firmware upgrade
3. After firmware upgrade, please see the message whether to reboot the unit

Firmware File?

Upload

Drag & Drop Files

1). pcqosfw-702.bin (8.32 MB)

Delete

Close

Upgrade

- After firmware uploaded, click **Upgrade** button.
- For major version upgrade, you will be prompted to reboot the PacketController unit. Please do so.