



PacketController Subscriber Portal

Version: 7.0

Updated: Nov. 2020

PacketController Network

Disclaimer

THIS DOCUMENT IS PROVIDED "AS IS" WITHOUT ANY EXPRESS OR IMPLIED WARRANTY OF ANY KIND, INCLUDING WARRANTIES OF MERCHANTABILITY, NON-INFRINGEMENT OF INTELLECTUAL PROPERTY, OR FITNESS FOR ANY PARTICULAR PURPOSE. IN NO EVENT SHALL PACKETCONTROLLER NETWORKS OR ITS SUPPLIERS BE LIABLE FOR ANY DAMAGES WHATSOEVER (INCLUDING, WITHOUT LIMITATION, DAMAGES FOR LOSS OF PROFITS, BUSINESS INTERRUPTION, OR LOSS OF INFORMATION) ARISING OUT OF THE USE OF OR INABILITY TO USE THIS DOCUMENT, OR THE PRODUCTS DESCRIBED HEREIN, EVEN IF PACKETCONTROLLER NETWORKS HAS BEEN ADVISED OF THE POSSIBILITY OF SUCH DAMAGES. BECAUSE SOME JURISDICTIONS PROHIBIT THE EXCLUSION OR LIMITATION OF LIABILITY FOR CONSEQUENTIAL OR INCIDENTAL DAMAGES, THE ABOVE LIMITATION MAY NOT APPLY TO YOU. PacketController Networks and its suppliers further do not warrant the accuracy or completeness of the information, text, graphics, links or other items contained within this document, or assume liability for any incidental, indirect, special or consequential damages in connection with the furnishing, performance, or use of this document. PacketController Networks may make changes to this document, or to the products described herein, at any time without notice. PacketController Networks makes no commitment to update this document.

Table of Contents


Overview.....4
Credential of Subscriber Portal.....4
 Subscriber Portal.....4
 Login.....4
Dashboard5
Long-term Report6
Real Time Graph.....6
Export7

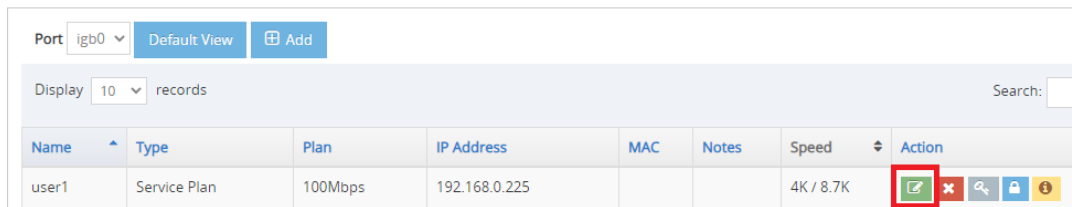
Overview






PacketController has built-in subscriber portal which is for each and every subscriber to login to check its own set of bandwidth usage/report/graph.

Credential of Subscriber Portal

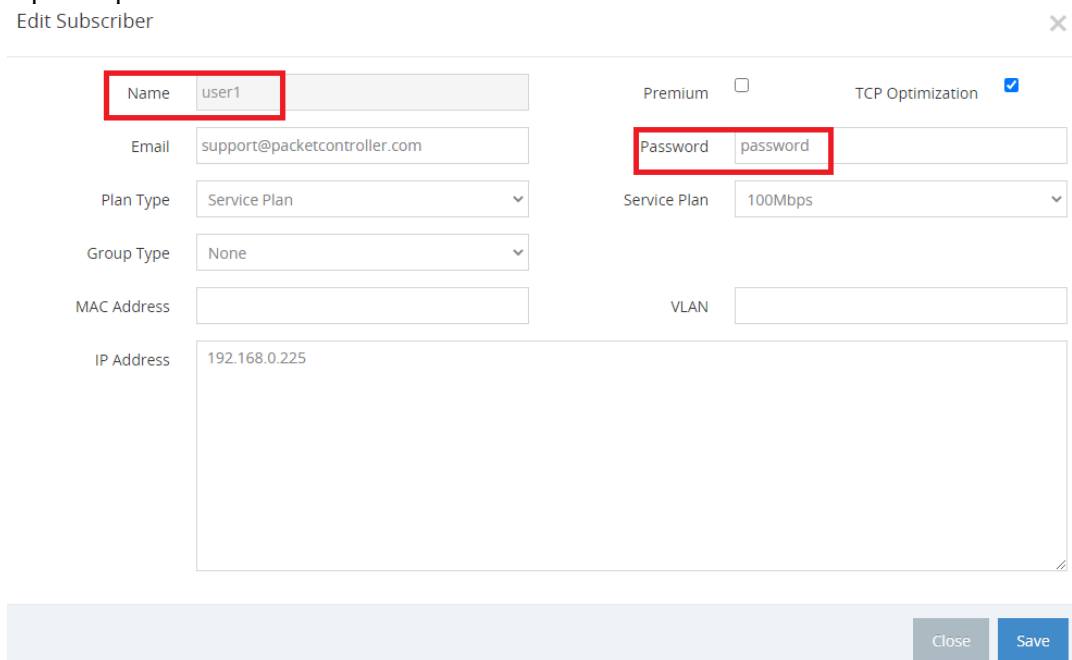
The credential of subscriber portal is configured per subscriber.

- Click Subscriber->Subscriber
- Go to the subscriber and icon  in Action column



Name	Type	Plan	IP Address	MAC	Notes	Speed	Action
user1	Service Plan	100Mbps	192.168.0.225			4K / 8.7K	    

- Input the password



Edit Subscriber ×

Name Premium TCP Optimization

Email Password

Plan Type Service Plan

Group Type

MAC Address

VLAN

IP Address

Close Save

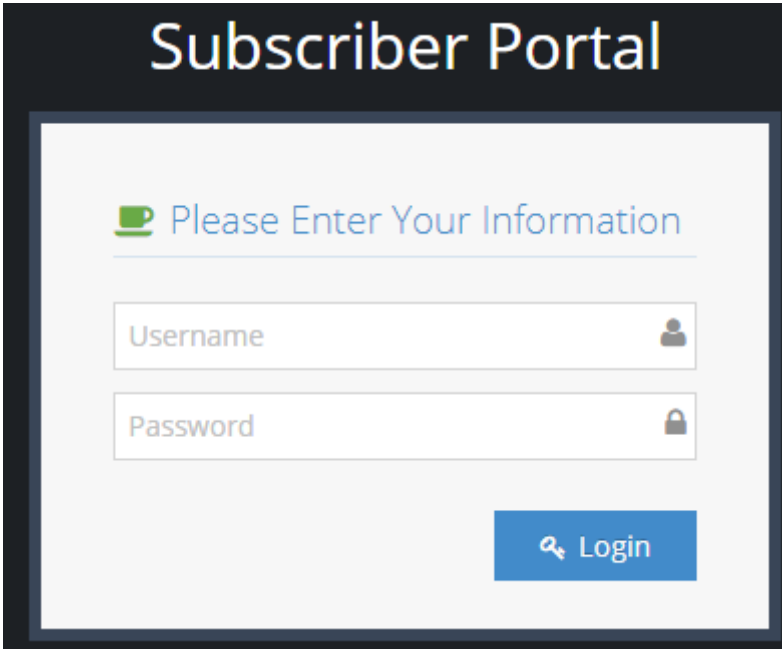
- Click **Save** button

Notes: The name and password are credential of subscriber portal, in the example above, the credential is user1/password.

Subscriber Portal

Login

- The subscriber portal can be accessed at [HTTP://Management](http://Management)
 - The login page as below
-



- Input username and password, then click **Login** button

Dashboard

Subscriber Portal
Welcome, user1

Dashboard
Long Term Reports
Real Time Graphs
Profile
Logout

User Details

Client ID	user1
Package Plan	100Mbps
Contact	852-12345678
Address	Hong Kong
First Name	Demo
Last Name	User
Email	support@packetcontroller.com

Live Throughput

User Speed (4.2K / 7.5K)

Legend: Download (blue diamond), Upload (black square), Total (green square)

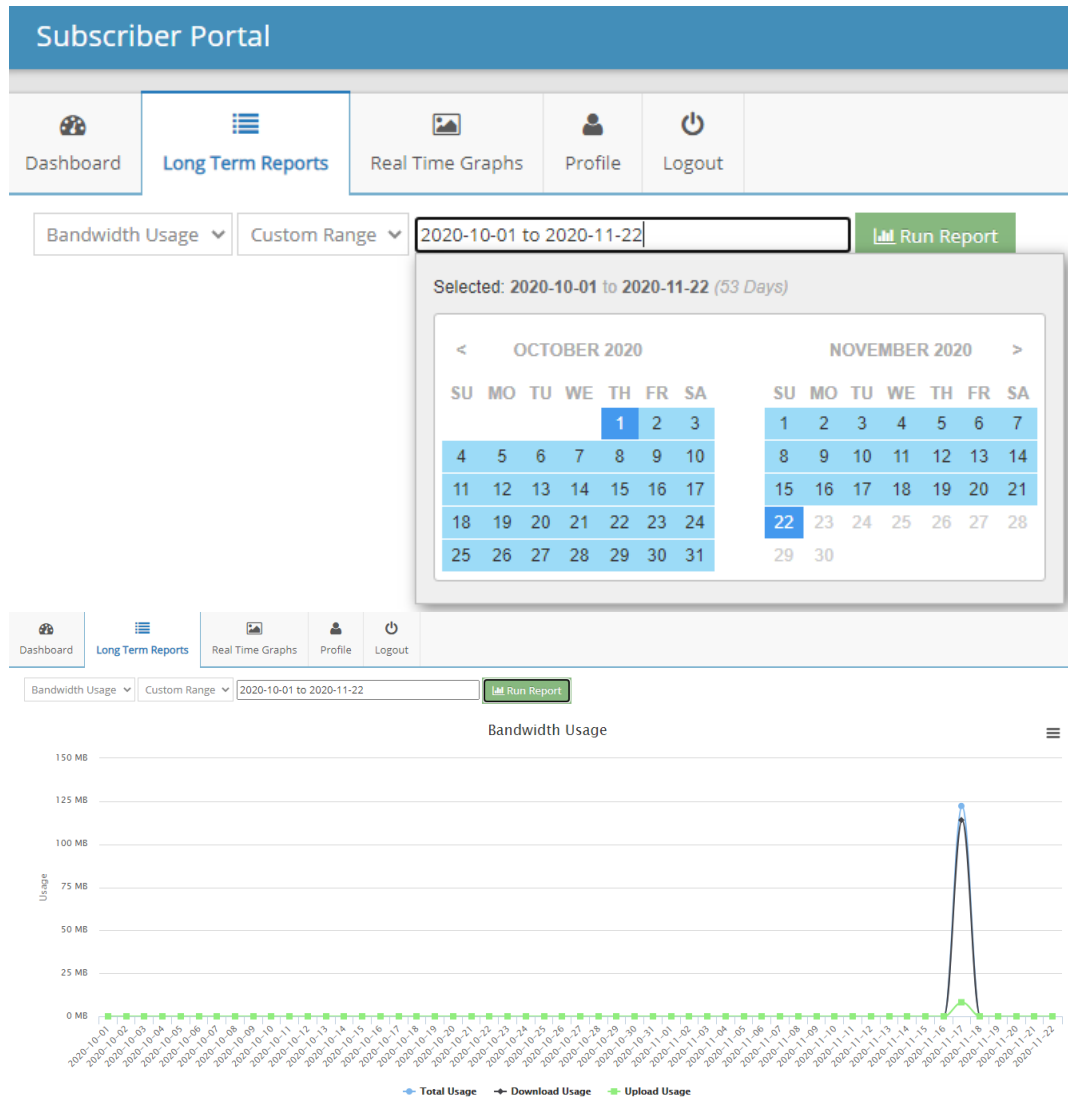
Monthly Bandwidth Usage

Month	Download Usage	Upload Usage	Total Usage
2020-11	127.06MB	10.33MB	137.39MB

Last 3 Days Bandwidth Usage

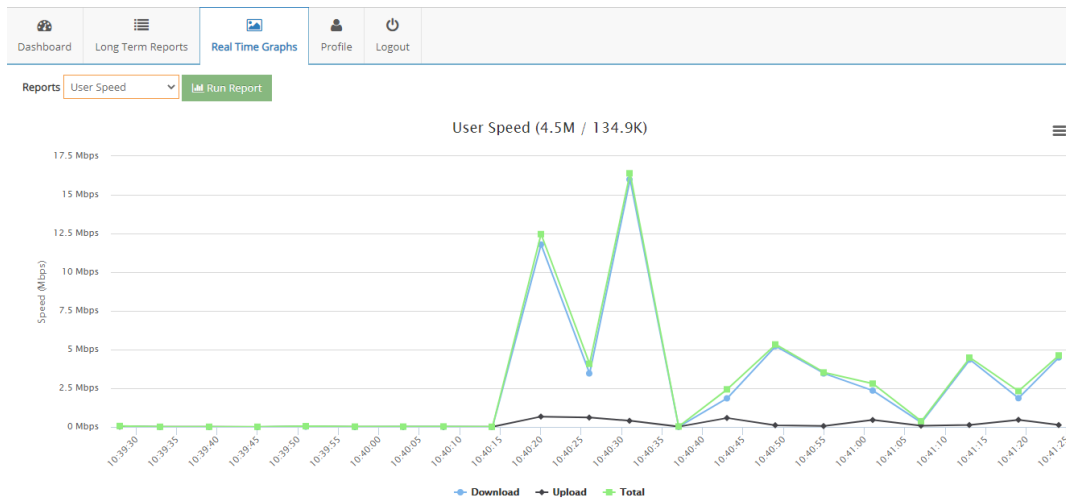
Day	Download Usage	Upload Usage	Total Usage
2020-11-20	0	0	0
2020-11-21	0	0	0
2020-11-22	12.99MB	2.17MB	15.16MB

Long-term Report



Real Time Graph

The user speed and PPS can be selected in real time graph.



Export

The graphs can be exported in pdf, excel, CVS, png, jpeg and svg format.

